


# → AW1502 Lamp Standard Pole

Tubular Poles Fixed  
& Tilt Down



AW1502/10/DD

## Height range 3m - 15m

**Altron lamp standard CCTV poles are a versatile, high specification range of poles, designed to look like traditional lamp posts, but are very heavy duty, specifically to give the rigidity required for CCTV camera mounting. The range is ideal for medium to heavy duty applications, including dual CCTV and lighting, where we offer a full range of accessories to support this use. There are also lighter duty (LD) models, which are more economically suited for fixed camera and light PTZ installations.**

## Typically used for the following types of installation

- Public area urban CCTV
- Highways
- Industrial and commercial premises
- Schools and universities
- Railway platforms & car parks
- Car parks
- Retail Parks
- Sports stadia

## Security Features

- Internal cabling
- Close fitting flush doors
- Solid secure heavy duty door locks
- Anchor bolts below ground level

## General Features

- Stable structures for all camera types
- Versatile range with many accessories for both CCTV and dual lighting use
- Double door versions available for dual CCTV and lighting, keeping services separate
- Enlarged door version available where additional equipment mounting capacity is required
- Compartments have doors that are close fitting and flush with heavy duty secure locks and are complete with treated backboard
- Available in bolt down and embedded/direct burial versions
- A wide range of standard Altron accessories and Brackets available
- Pole adaptations available to suit customers/project specific requirements
- Constructed in high tensile steel and hot dip galvanised after fabrication for durability
- Option of painting over the galvanised finish in colours available from BS and RAL colour charts
- Also available in 316 stainless steel, architectural finish
- For design, manufacturing and finishing standards, see details on page 107



AW1502/6

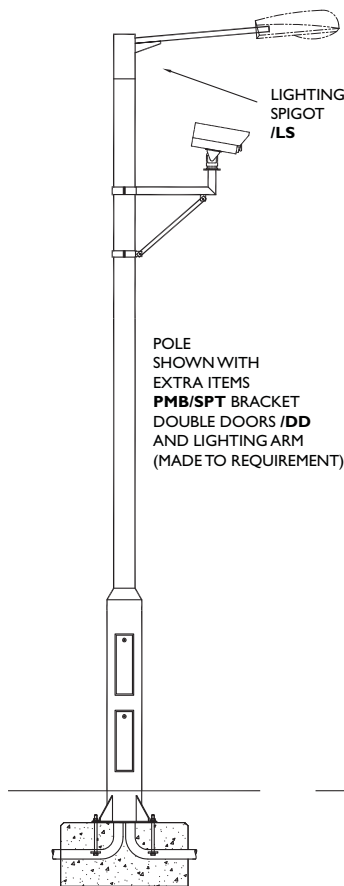


AW1502/6

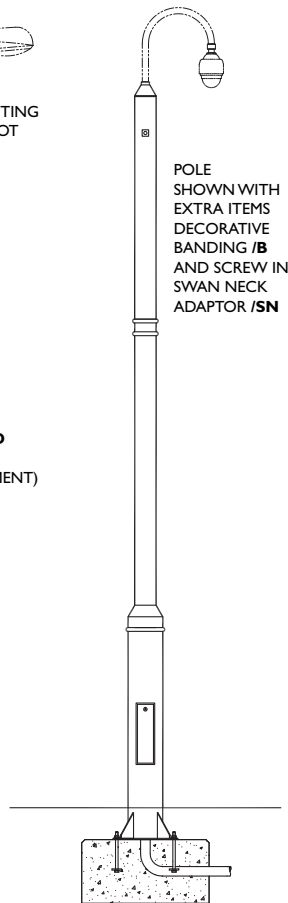
# AW1502 Lamp Standard Pole ← Technical Specification

## AW1502

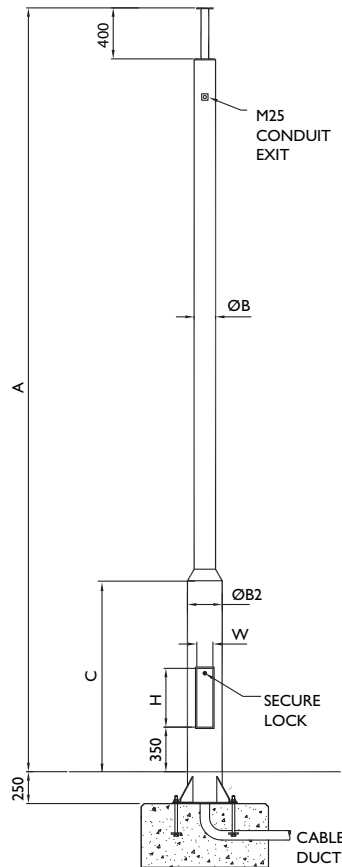
### Dual Lighting/CCTV



### Ornate



### Standard



## Options

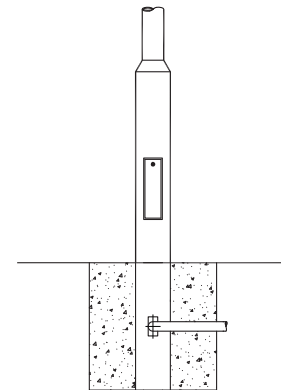
PT  
No.

Access cover plate and cable restraining bar	/AC
Decorative banding	/B
High security locks	/HS
Screw in swan neck adaptor	/SN
Washer bottle conduit	/W
Double door	/DD
Enlarged door aperture	/ENAP
Tamper switch	/TS
Lighting spigot	/LS

All camera mounting plates are  
Ø 127 with 8 No Ø 8.5  
equi-spaced on 101.6 PCD.  
Ø 40 thro' column spacer

Poles complete with treated  
equipment mounting board  
inside compartment. Earthing  
lugs within pole and on door

### Embedded Base



FOR FOUNDATION & BOLTING DETAILS REFER TO PAGE 29

Tubular Poles Fixed  
& Tilt Down

Model No.	Height in mtrs A	Max equip weight at top kgs	Max equip surface area m <sup>2</sup>	Shaft ØB	Base ØB2	Base height C	Door aperture size H x W	Product weight kgs
AW1502/3	3	40	0.25	139	219	1100	362x126	99
AW1502/4	4	40	0.25	139	219	1100	362x126	117
AW1502/5	5	40	0.25	168	273	1500	462x126	192
AW1502/5LD	5	25	0.2	139	219	1500	362x126	135
AW1502/6	6	40	0.25	168	273	1500	462x126	214
AW1502/6LD	6	25	0.2	139	219	1500	362x126	153
AW1502/7	7	40	0.25	168	273	1500	462x126	236
AW1502/7LD	7	25	0.2	139	219	1500	362x126	171
AW1502/8	8	40	0.25	168	273	1500	462x126	258
AW1502/8HD	8	50	0.5	219	323	1900	425x177	353
AW1502/9	9	40	0.25	219	323	1900	425x177	382
AW1502/10	10	40	0.25	219	323	1900	425x177	453
AW1502/10HD	10	50	0.5	273	355	1900	425x177	614
AW1502/11	11	40	0.25	273	355	1900	425x177	657
AW1502/12	12	40	0.25	273	355	1900	425x177	700
AW1502/13	13	40	0.25	273	355	1900	425x177	743
AW1502/14	14	40	0.25	273	355	1900	425x177	786
AW1502/15	15	40	0.25	273	355	1900	425x177	829

Where payloads are greater than those stated above, please contact Altron  
All dimensions in mm unless stated otherwise

## Accessories

Top mounting brackets for Fixed and PTZ cameras	P76
Swanneck brackets for Dome cameras	P81
Anti-climb guards	P77
Clamp-on camera mounting brackets	P79
Telemetry box mounting brackets	P77
Pole top mounting cages	P83
PIR mounting ring	P84

## Quick reference

Single fixed camera knuckle	PTS-I
Twin fixed camera bracket	TB2-600F
Half swanneck for dome	AW1699H
Full swanneck for dome	AW1699F
Anti climb guard	SGC
PIR mounting ring	AW1962
Telemetry bracket	ATBC