

→ AW2075 Cabinet Based Pole

Fixed height range 4m - 10m

Tilt Down height range 4m - 10m

An architectural range of high specification cabinet based poles based on the **AW1545 UP** pole specification, but with a cylindrical cabinet and either a parallel or tapered pole shaft. These poles come as standard with venting, high security locks and high capacity, good quality, treated back boards.

Typically used for the following types of installation

- Public area urban CCTV
- Retail Parks
- To fit in with other architectural tapered street furniture
- Sports stadia

Security Features

- Internal cabling
- Solid secure heavy duty door locks and high security lock
- Secure venting method
- Additional security measures available
- Internal padlock facility on tilt down poles to protect against un-authorised lowering
- Anchor bolts below ground level

General Features

- Stable structures for all camera types
- 4 point security door locking option
- Standard convection venting eliminates condensation (when the pole base is properly sealed on installation)
- Baffle vents to IP55 available as option
- Demountable winches allow for a secure installation whilst also reducing costs on multiple installations
- A wide range of standard Altron Accessories and Brackets available
- Pole adaptations available to suit customers/project specific requirements
- Constructed in high tensile steel and hot dip galvanised after fabrication for durability
- Option of painting over the galvanised finish in colours available from BS and RAL colour charts
- Also available in 316 stainless steel, architectural finish
- For design, manufacturing and finishing standards, see details on page 107



AW2075/6



AW2075/6 with ornate finial



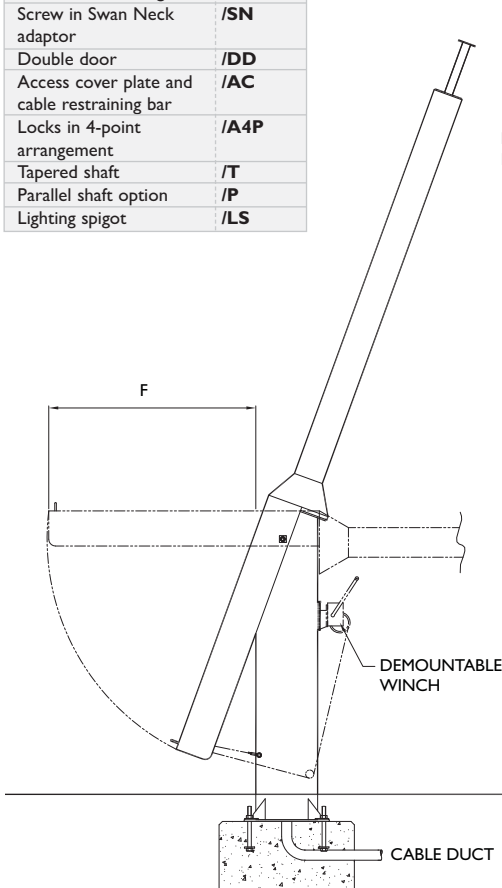
AW2075/8

AW2075 Cabinet Based Pole Technical Specification ←

Options	PT No.
Decorative banding	/B
Screw in Swan Neck adaptor	/SN
Double door	/DD
Access cover plate and cable restraining bar	/AC
Locks in 4-point arrangement	/A4P
Tapered shaft	/T
Parallel shaft option	/P
Lighting spigot	/LS

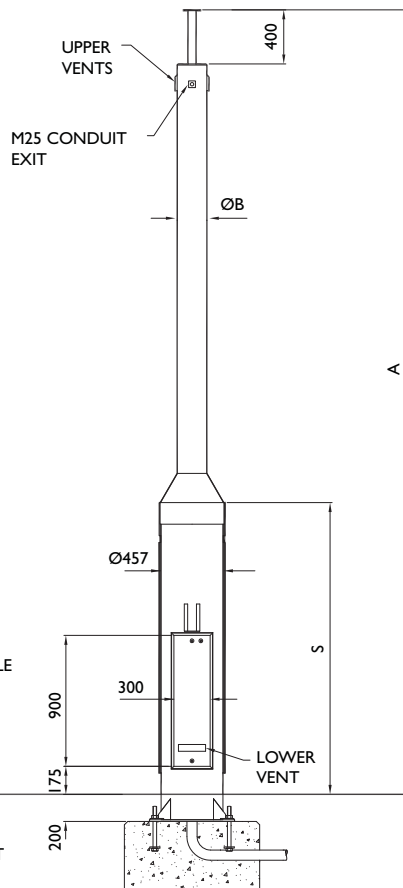
The AW2075 range can be supplied with either a parallel or tapered shaft

AW2075TD



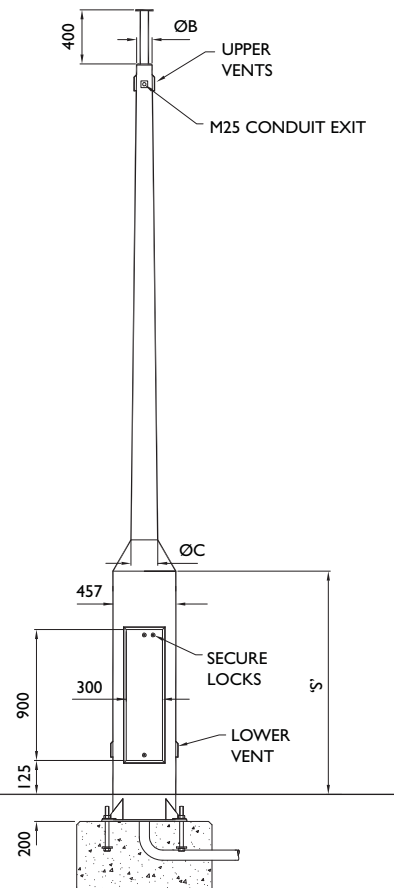
Pole is fixed in the vertical position using 2 no. bolts and locked with internal nuts - has the facility to be padlocked internally to stop unauthorised tilting.

Poles complete with treated equipment mounting board inside compartment. Earthing lugs within pole & on door



All camera mounting plates are Ø 127 with 8 No Ø 8.5 equi-spaced on 101.6 PCD. Ø 40 thro' column spacer

AW2075



FOR BASE DETAILS
REFER TO PAGE 41

Cabinet Based Poles

Model No.	Height in mtrs A	Max equip weight at pole top kgs	Max equip surface area m²	Parallel shaft ØB	Tapered shaft bottom ØC	Tapered shaft Top ØB	Cabinet height above ground S	Pole rear clearance when tilting F	Winch part number	Product weight kgs
AW2075-Fixed										
AW2075/4	4	40	0.25	168	153	114	1200	-	-	208
AW2075/5	5	40	0.25	168	171	114	1200	-	-	230
AW2075/6	6	40	0.25	168	189	114	1200	-	-	252
AW2075/7	7	40	0.25	168	230	140	1650	-	-	274
AW2075/8	8	40	0.25	219	248	140	1650	-	-	318
AW2075/9	9	40	0.25	219	266	140	1650	-	-	364
AW2075/10	10	40	0.25	219	284	140	1650	-	-	410
AW2075 TD-Tilt down										
AW2075/4TD	4	40	0.25	168	144	114	1800	1350	DW1000/75	362
AW2075/6TD	6	30	0.25	168	180	114	1800	1350	DW1000/75	402
AW2075/8TD	8	25	0.25	219	239	140	1800	1350	DW1500/75	478
AW2075/10TD	10	25	0.25	219	275	140	2150	2150	DW2500/75	581

Where payloads are greater than those stated above, please contact Altron
All dimensions in mm unless stated otherwise

Accessories

Top mounting brackets for Fixed and PTZ cameras	P76
Swanneck brackets for Dome cameras	P81
Anti-climb guards	P77
Clamp-on camera mounting brackets	P79
Telemetry box mounting brackets	P77
Pole top mounting cages	P83
PIR mounting ring	P84

Quick reference

Single fixed camera knuckle	PTS-I
Twin fixed camera bracket	TB2-600F
Half swanneck for dome	AW1699H
Full swanneck for dome	AW1699F
Anti climb guard	SGC
PIR mounting ring	AW1962
Telemetry bracket	ATBP