

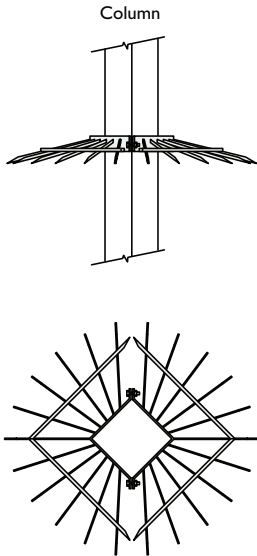
→ Pole & Tower Accessories

Anti Climb Guards

● Stock items

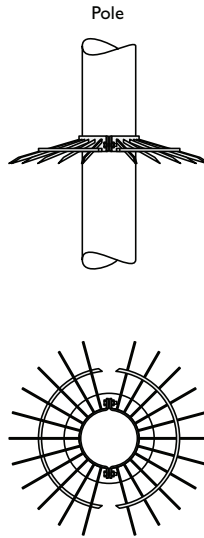
● SGC/SGP

Followed by column or wall mounted pole type
e.g. for ACCIFB = SGC1 / For ACP2 = SGP2



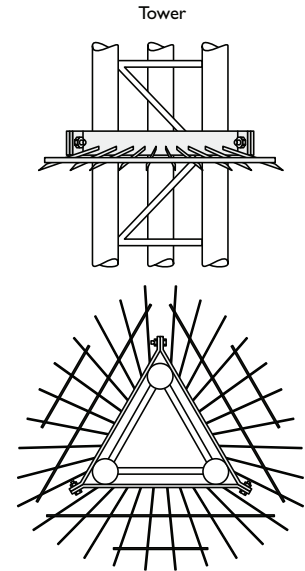
● SGC (Ø*)

Followed by * pole diameter
e.g. for Ø139 pole = SGC/139



● SGT

Followed by tower type
e.g. for ACT2BP = SGT/2



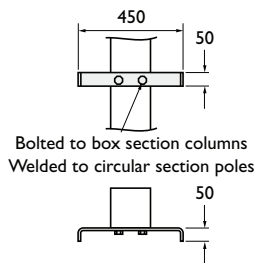
Available for pole diameters

Ø76
Ø89
Ø114
Ø139
Ø168
Ø193
Ø219
Ø273

Ladder Stays

● LSI

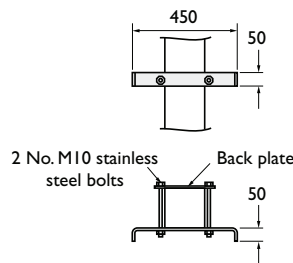
Purchased with pole or column



Bolted to box section columns
Welded to circular section poles

● LSI/C

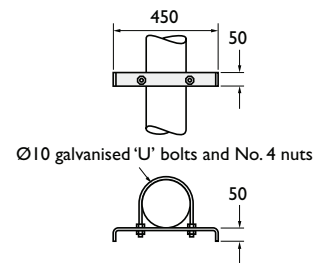
Retro fit for box section columns
Followed by column type or size
e.g. LSI/C/ACCIFB



2 No. M10 stainless steel bolts
Back plate

● LSI/P

Retro fit for tubular pole
Followed by pole diameter
e.g. LSI/P139

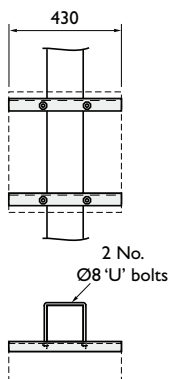


Ø10 galvanised 'U' bolts and No. 4 nuts

Adjustable Accessory Brackets

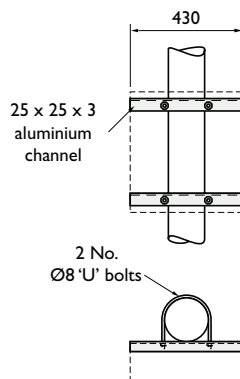
● ATBC/ATBP

Followed by column type or size. ATBC for column. ATBP for wall mounted pole
e.g. ATBC/1



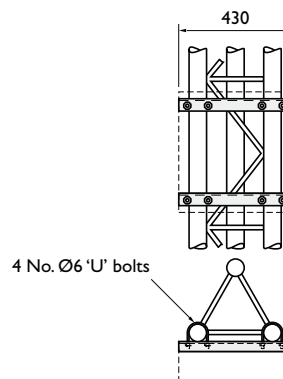
● ATBC

Followed by pole diameter
e.g. ATBC/139



● ATBT

Followed by tower type
e.g. ATBT/2



Fitting adjustable accessory bracket

1. Drill aluminium channels to fit hole centre on receiver box (one channel across the bottom, one across the top)
2. Bolt channels to the box
3. Trim channels to the width of the box using hacksaw
4. Bolt the box to the column/pole/tower using the 'U' bolts supplied